ACHTUNG
MASCHINENTEIL FÄHRT AUS;
SICHERHEITSABSTÄNDE EINHALTEN
MIN. 500mm

ATTENTION
MACHINE PART MOVES OUT;
OBSERVE SAFETY DISTANCES
MIN. 500mm

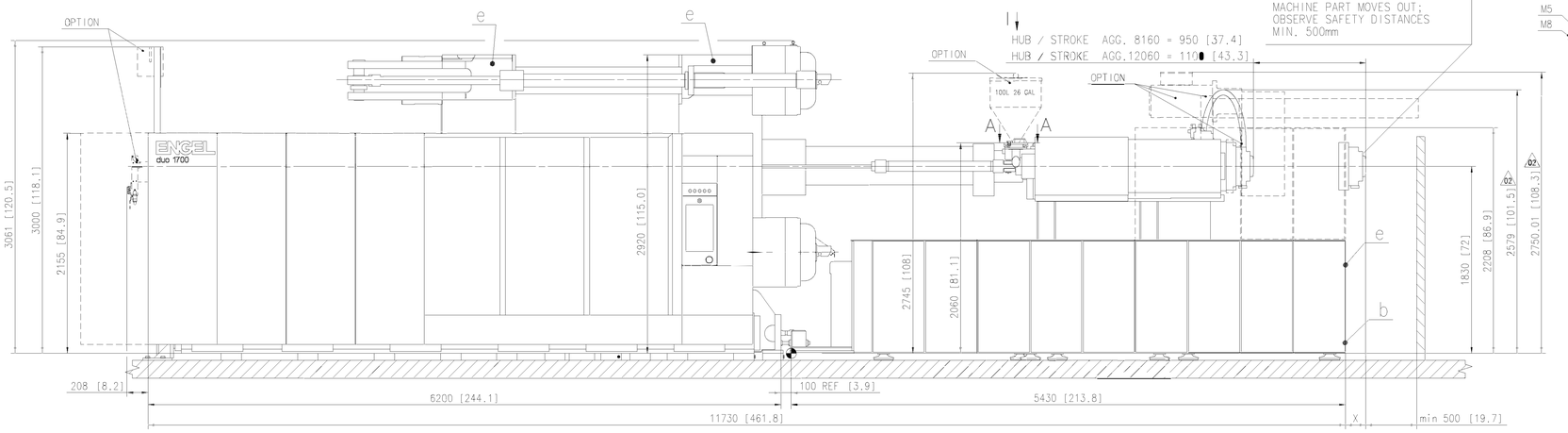

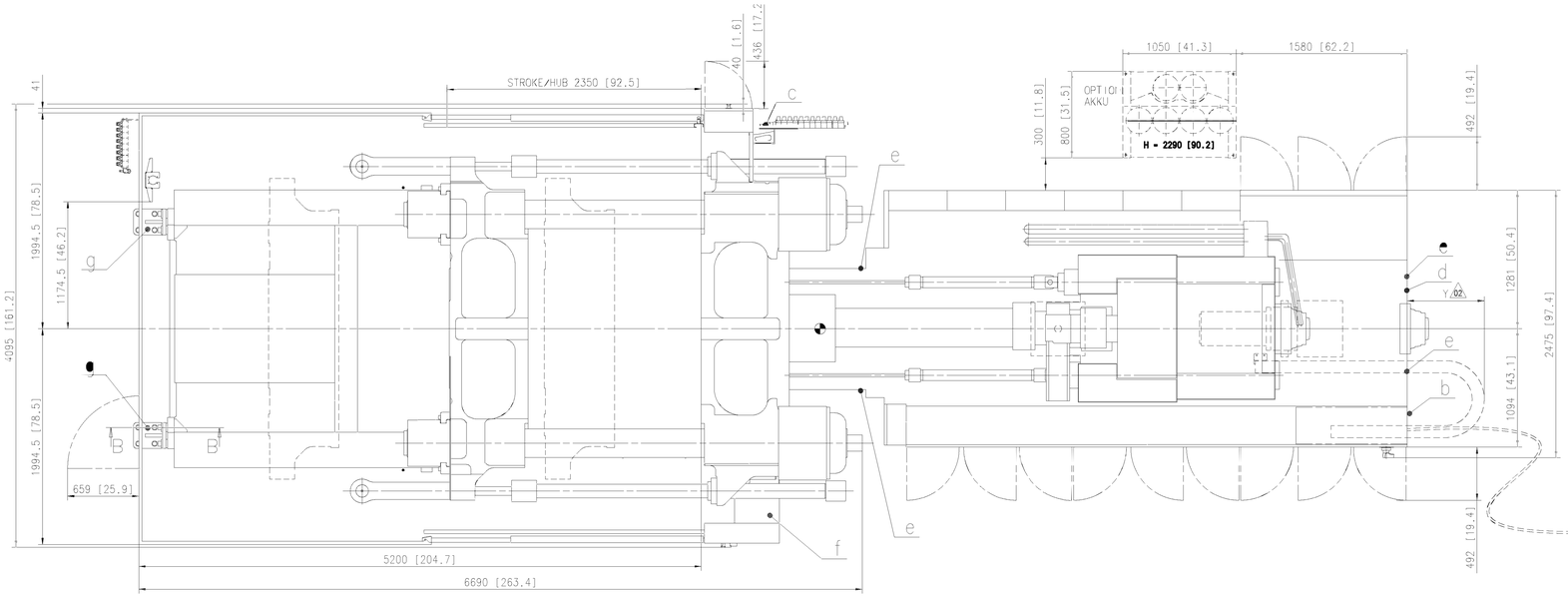

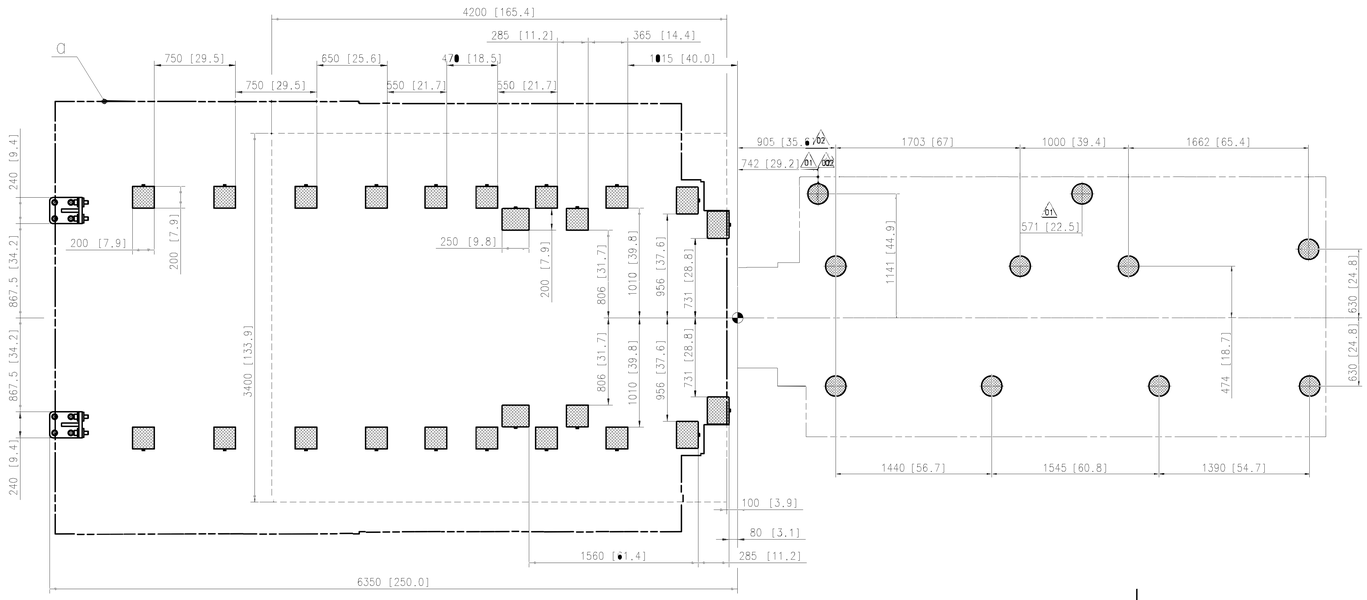

I (1:5)

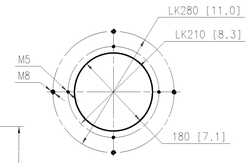

TYPE	MASSEZYLINDER SCHNECKEN ø SCREW DIAMETER		X ÜBERSTAND AGG. OVERSIZE INJ.	Y ÜBERSTAND E-ANTRIEB OVERSIZE E-SREW DRIVE	MASCHINENGEWICHT OHNE ÖL MASCHINE WEIGHT WITHOUT OIL	
					SCHLIEßSEITE CLAMP UNIT	SPRITZSEITE INJECTION UNIT
DUO 8160/1700 DUO 8160/1900US	L/D22	90	-	549 [21.6]	68 000 kg 150 000 lb	15 000 kg 33 070 lb
		105	-	593 [23.3]		
		120	-	648 [25.5]		
	L/D25	90	-	566 [22.3]		
		105	-	633 [24.9]		
		120	-	710 [28.0]		
DUO 12060/1700 *DUO 12600/1900US*	*L/D22*	105	-	593 [23.3]	68 000 kg 150 000 lb	15 500 kg 34 170 lb
		120	-	648 [25.5]		
		135	*198 [7.8]*	*712 [28.0]*		
	L/D25	105	-	633 [24.9]		
		120	194 [7.6]	710 [28.0]		
		135	603 [23.7]	914 [36.0]		

BODENVERANKERUNG
FIXED TO THE GROUND (SCREW)

BOHRUNGEN SIND KUNDENSEITIG AUSZUFUEHREN!
BOREHOLES HAVE TO BE DRILLED BY CUSTOMER!

Option:(1:5)
UNIVERSALFLANSCH
UNIVERSAL ADAPTER

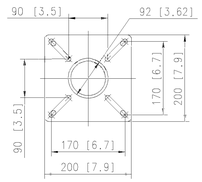

A-A (1:5)

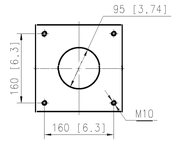

B-B (1:10)

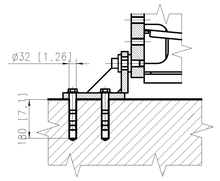

MASCHINENSCHUHE SCHLIESSSEITE
LEVEL MOUNTS - CLAMPING UNIT

MIT PRAEZISIONSNIVELLIERSCHUHEN
PRECESION LEVEL MOUNTS

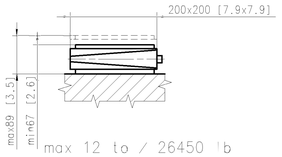

max 12 to / 26450 lb

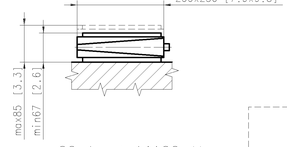

max 20 to / 44100 lb

MASCHINENSCHUHE SPRITZSEITE
LEVEL MOUNTS - INJECTION UNIT

MIT SCHWINGUNGSDAEMPFUNGSELEMENTEN
WITH VIBRATIONS DAMPENING ELEMENTS

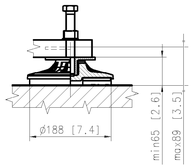

max 5 to / 11000 lb

FUNDAMENTEBENEHEIT ±15 mm AUF 20 m (DIN 18202)
FOUNDATION FLATNESS ±0.6" ON 65 ft (DIN 18202)

MAX. STAT.+DYN. FLAECHENBELASTUNG
DES FUNDAMENTS 10.3 t/m²
MAX. STAT.+DYN. AREA LOAD OF THE
FOUNDATION 2110 lbs/ft²

188 [7.4]

MAX. STAT.+DYN. BELASTUNG PRO SCHUH 2.9 t/SCHUH
MAX. STAG.+DYN. LOAD PER LEVEL MOUNT 6400 lbs/LEVEL MOUNT

200 [7.9]

MAX. STAT.+DYN. BELASTUNG PRO SCHUH 9 t/SCHUH
*) MAX. STAT.+DYN. LOAD PER LEVEL MOUNT 19850 lbs/LEVEL MOUNT

200 [7.9]

MAX. STAT.+DYN. BELASTUNG PRO SCHUH 9.5 t/SCHUH
*) MAX. STAT.+DYN. LOAD PER LEVEL MOUNT 20950 lbs/LEVEL MOUNT

250 [9.8]

*) MAX. WERKZEUGGEWICHT (GESAMT)
MAX. MOULD WEIGHT (TOTAL) 45 000 kg / 99 200 lb

MAX. WERKZEUGGEWICHT PRO AUFSPANNPLATTE
MAX. MOULD WEIGHT PER PLATEN 30 000 kg / 66 100 lb

MAX. WERKZEUG SCHWERPUNKTSABSTAND
VON DEN AUFSPANNFLAECHEN
MAX. DISTANCE OF THE MOULDS CENTRE
OF GRAVITY FROM CLAMPING SURFACES 530 mm / 20.9"

a UMRISS MASCHINE
CONTOUR-MACHINE

b ELEKTROANSCHLUSS
MAIN CONNECTION

c KUEHLWASSER ZULAUF-ABLAUF 5/4"
COOLING WATER INLET-OUTLET 5/4"

d OELKUEHLER ZULAUF-ABLAUF 1 1/2"
OIL COOLER INLET-OUTLET 1 1/2"

e TRANSPORTVORRICHTUNG
TRANSPORT DEVICE

f PNEUMATIK ANSCHLUSS (OPTION)
PNEUMATIC SUPPLY (OPTION)

g BODENVERANKERUNG
FIXED TO THE GROUND (SCREW)

NOTICE - DIMENSIONS SHOWN IN PARENTHESIS REPRESENT METRIC VALUES CONVERTED INTO DECIMAL INCHES
HINWEIS - IN KLAMMER GESETZTE WERTE REPRASENTIEREN DIE IN DEZIMALE INCH UMGERECHNETEN MASZANGABEN

DESCRIPTION/BEZEICHNUNG: MAIN DIMENSION DUO 8160-1200... 1900US EL.MOUNT LEVELING ANTIDUO ROTED 1700US	CAD SCALE/MASSSTAB 1:2
DRAWING NO./ZNR.	REV.NO./NR. 02 / SHEET NO./BLATT NR. 1/1
	DOC.STAT./DOK.STAT. FR / DATE/DATUM 2017-11-24
APPL.STD./NORM: DIN10009, ISO 8015, ISO 2768-mK / ISO 1302 (1993)	PROJECT/BUPR.NAME: 20392 MUEH.W. / COPY FROM/URSPR.ZNR.
MATERIAL/WERKSTOFF #1	MATERIAL/WERKSTOFF #2
ACC. TO/GEMASS	ACC. TO/GEMASS
MATERIAL/WERKSTOFF #3	ACC. TO/GEMASS

REPRODUCTION, DISTRIBUTION AND UTILIZATION OF THIS DOCUMENT AS WELL AS COMMUNICATION OF ITS CONTENTS TO OTHERS WITHOUT EXPRESS AUTHORIZATION PROHIBITED. OFFENDERS WILL BE HELD LIABLE FOR THE PAYMENT OF DAMAGES. ALL RIGHTS RESERVED. COPYRIGHT (c)ENGEL
WEITERGABE SOWIE VERVIELFALTIGUNG DIESES DOKUMENTS, VERWERTUNG UND MITTEILUNG SEINES INHALTS VERBOTEN, SOWEIT NICHT AUSDRUECKLICH GESTATTET. ZUWIDERHANDLUNGEN VERPFLICHTEN ZU SCHADENSERSATZ. ALLE RECHTE VORBEHALTEN - 2002/02/01 (V2.0)

ENGEL